

O GUIA DEFINITIVO PARA ETFs

COMO UTILIZÁ-LOS PARA
TER UMA VANTAGEM ÚNICA
EM MOMENTOS DE CRISE OU
DE CALMARIA NOS
MERCADOS FINANCEIROS!



/leandrowar

<http://www.outspokenmarket.com>

Liquidez
artificial

Baixas taxas
de juros

Bolha de
empresas de
tecnologia

Mercados em baixa

Custos
operacionais

Volatilidade do
preço das ações



Agenda

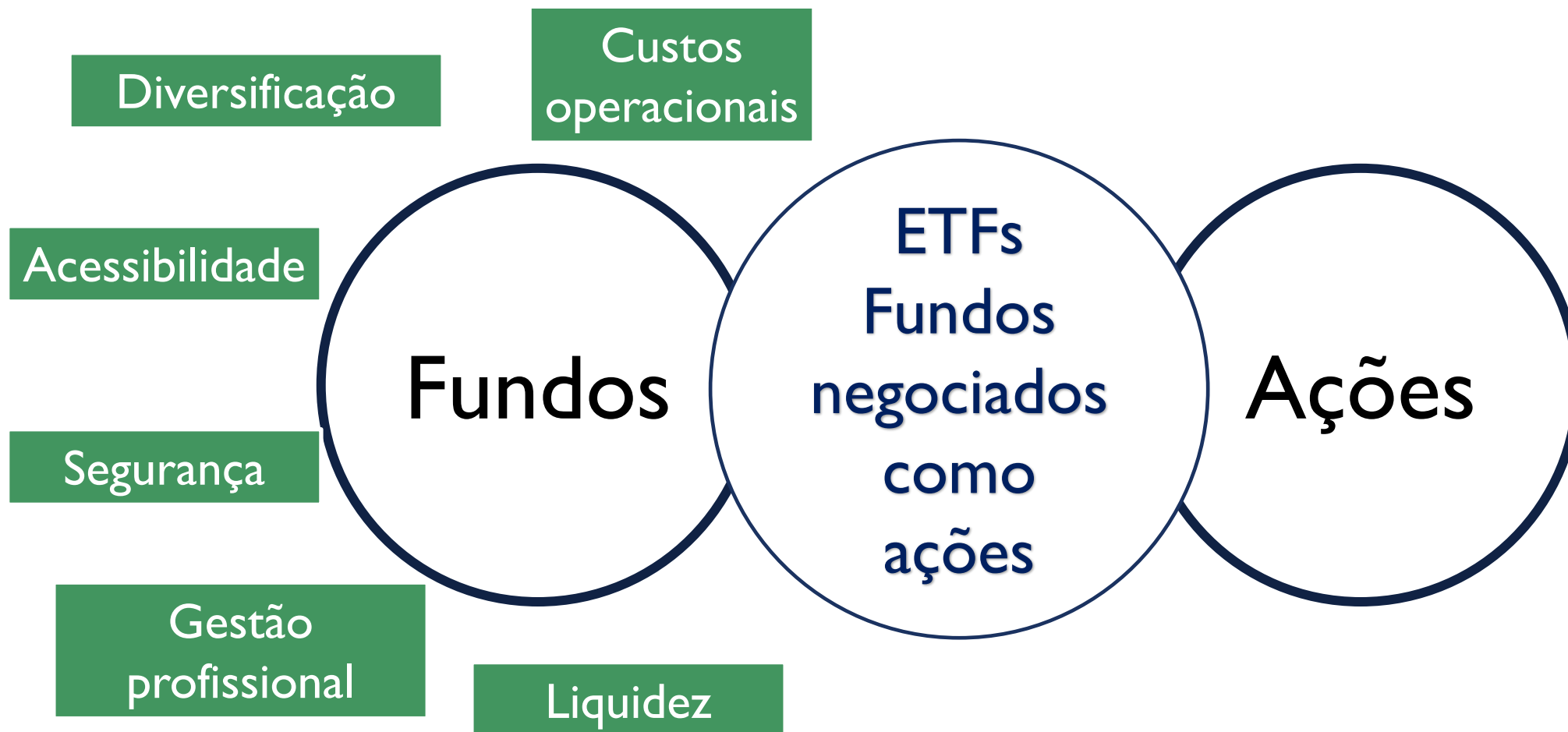
- O que é um ETF?
- O que é um índice subjacente?
- Um exemplo de ETF
- O que devemos avaliar antes de escolher
- Quais são os sites mais legais para saber mais?
- E quais eu devo escolher?
- Longo prazo e aportes regulares

O QUE É UM ETF?

Fundo negociado em bolsa (Exchange Trade Fund - ETF)

é um fundo de investimento que acompanha o desempenho de seu índice subjacente e pode ser comprado e vendido na bolsa de valores!

SUAS PRINCIPAIS VANTAGENS



O QUE É UM ÍNDICE SUBJACENTE?

S & P
500



Os fundos negociados em bolsa – ETFs – estão disponíveis em uma ampla variedade de classes de ativos e mercados subjacentes (por exemplo, ações, títulos, commodities, imóveis).

UM EXEMPLO DE ETF

EEM

iShares MSCI Emerging Markets ETF

Fact Sheet as of 12/31/2019

The iShares MSCI Emerging Markets ETF seeks to track the investment results of an index composed of large- and mid-capitalization emerging market equities.

WHY EEM?

- 1 Exposure to large and mid-sized companies in emerging markets
- 2 Easy access to 800+ emerging market stocks
- 3 Use to diversify internationally and seek long-term growth

GROWTH OF 10,000 USD SINCE INCEPTION



The Growth of \$10,000 chart reflects a hypothetical \$10,000 investment and assumes reinvestment of dividends and capital gains. Fund expenses, including management fees and other expenses were deducted.

KEY FACTS

Fund Launch Date	04/07/2003
Expense Ratio	0.68%
Benchmark	MSCI Emerging Markets Index(SM)
30 Day SEC Yield	1.72%
Number of Holdings	1,224
Net Assets	\$29,968,882,055

Ticker	EEM
CUSIP	464287234
Exchange	NYSE Arca

TOP HOLDINGS (%)

ALIBABA GROUP HOLDING	
ADR REPRESENTATION	5.75
TENCENT HOLDINGS LTD	4.43
TAIWAN SEMICONDUCTOR	
MANUFACTURING	4.36
SAMSUNG ELECTRONICS LTD	3.69
CHINA CONSTRUCTION BANK	
CORP H	1.33
NASPERS LIMITED N LTD	1.15
PING AN INSURANCE	
(GROUP) CO OF CH	1.07
RELIANCE INDUSTRIES LTD	0.97
HOUSING DEVELOPMENT	
FINANCE CORPOR	0.89
CHINA MOBILE LTD	0.83
	24.47

Holdings are subject to change.

iShares®
by BLACKROCK®

UM EXEMPLO DE ETF

TOP SECTORS (%)

Financials	24.17%
Information Technology	15.67%
Consumer Discretionary	14.09%
Communication	10.96%
Energy	7.36%
Materials	7.34%
Consumer Staples	6.28%
Industrials	5.31%
Real Estate	2.99%
Health Care	2.82%
Utilities	2.61%
Other	0.39%

FUND CHARACTERISTICS

Beta vs. S&P 500	0.86
Standard Deviation (3yrs)	14.37%
Price to Earnings	13.36
Price to Book Ratio	1.71

GEOGRAPHIC BREAKDOWN (%)



FEES AND EXPENSES BREAKDOWN

Expense Ratio	0.68%
Management Fee	0.68%
Acquired Fund Fees and Expenses	0.00%
Foreign Taxes and Other Expenses	0.00%

E fica a pergunta: o
que devemos
avaliar antes de
investir em um
ETF?

O QUE DEVEMOS AVALIAR ANTES DE ESCOLHER

1. Quem é o emissor e gestor do ETF?

2. Qual é a composição? Quais os mercados e moedas de exposição?

3. É um ETF passivo ou ativo? Qual a performance em relação ao benchmark?

4. Qual é a liquidez disponível?

5. Quais são os custos operacionais?

6. Os dividendos são reinvestidos ou distribuídos?

QUAIS SÃO OS SITES MAIS LEGAIS PARA SABER MAIS?

ETF Screener



Filters

2330 / 2330 ETFs

Reset Filters

Asset Class

Alternatives

Bonds

Commodity

Currency

Equity

Multi-Asset

Preferred Stock

Real Estate

Volatility

Attributes

Issuer

Structure

Expenses & Dividend

Overview

Returns

Fund Flows

Expenses

ESG

Dividends

Risk

Holdings

Taxes

Technicals

Analysis

Realtime Ratings

Determine Industry Trends by Unlocking Fund Flows

Start Your Free Trial

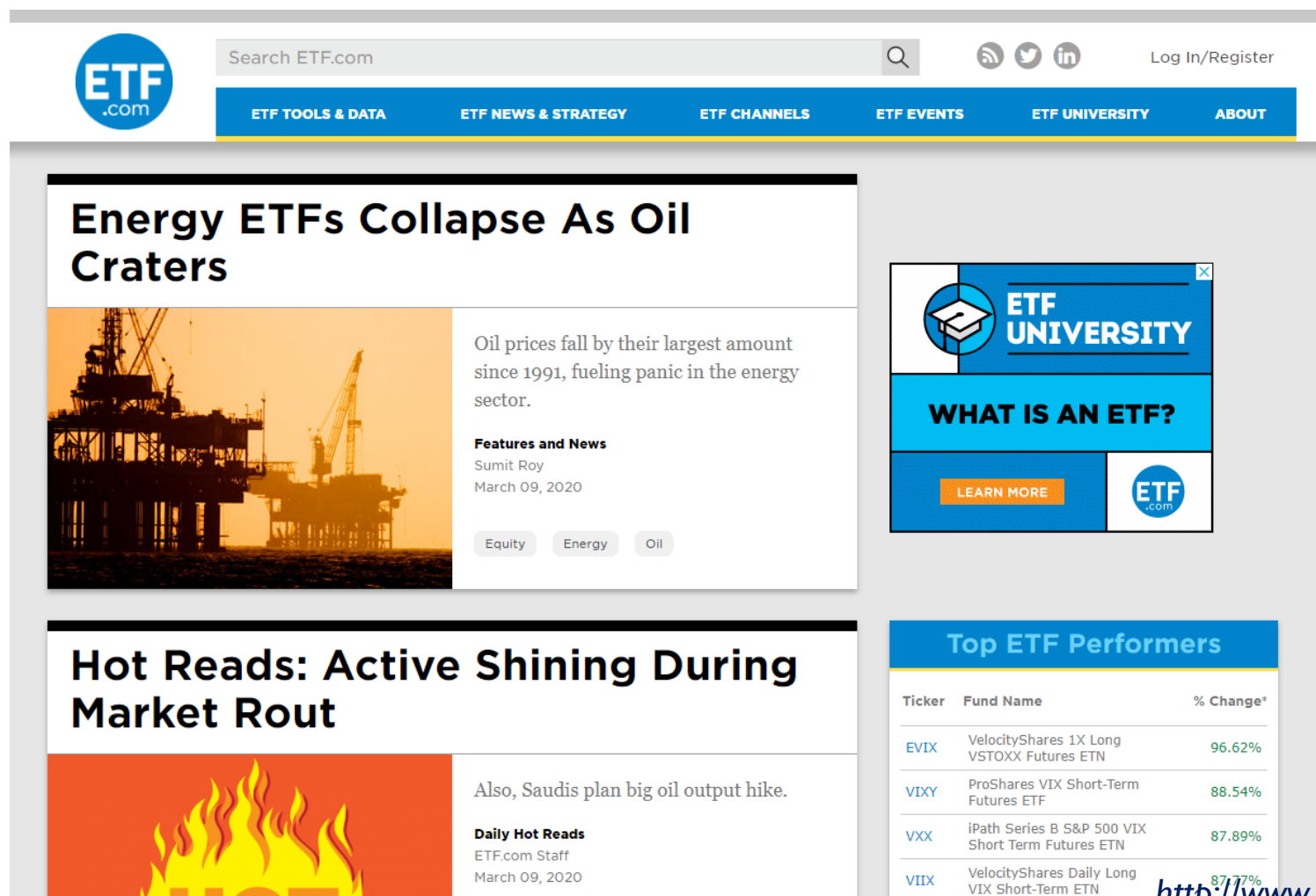
Symbol	ETF Name	Asset Class	Total Assets (\$MM)	YTD	Avg. Volume	Previous Closing Price	Overall Rating
SPY	SPDR S&P 500 ETF	Equity	\$264,518.69	-7.58%	91,716,289	\$297.46	
IVV	iShares Core S&P 500 ETF	Equity	\$194,922.38	-7.59%	5,524,419	\$298.70	
VOO	Vanguard S&P 500 ETF	Equity	\$133,193.54	-7.64%	4,053,713	\$273.19	
VTI	Vanguard Total Stock Market ETF	Equity	\$132,332.94	-7.96%	4,257,755	\$150.59	
QQQ	Invesco QQQ	Equity	\$87,747.81	-2.16%	38,217,184	\$208.02	
AGG	iShares Core U.S. Aggregate Bond ETF	Bond	\$77,820.96	5.32%	5,937,934	\$117.86	
VEA	Vanguard FTSE Developed Markets ETF	Equity	\$73,133.50	-11.23%	12,043,124	\$39.11	
IEFA	iShares Core MSCI EAFE ETF	Equity	\$68,981.33	-11.24%	10,051,571	\$57.91	
VWO	Vanguard FTSE Emerging Markets ETF	Equity	\$60,927.80	-9.80%	15,339,018	\$40.11	

<https://etfdb.com/screener/>

<http://www.outspokenmarket.com>

QUAIS SÃO OS SITES MAIS LEGAIS PARA SABER MAIS?

<https://www.etf.com/>




The screenshot shows the ETF.com website interface. At the top, there is a search bar labeled "Search ETF.com" and a navigation menu with links: "ETF TOOLS & DATA", "ETF NEWS & STRATEGY", "ETF CHANNELS", "ETF EVENTS", "ETF UNIVERSITY", and "ABOUT". The main content area features two news articles. The first article, "Energy ETFs Collapse As Oil Craters", includes an image of an oil rig and a summary of oil price falls. The second article, "Hot Reads: Active Shining During Market Rout", includes an image of flames and a summary of Saudi oil output plans. On the right side, there is a sidebar with a "ETF UNIVERSITY" section titled "WHAT IS AN ETF?" with a "LEARN MORE" button, and a "Top ETF Performers" table.

Ticker	Fund Name	% Change*
EVIX	VelocityShares 1X Long VSTOXX Futures ETN	96.62%
VIXY	ProShares VIX Short-Term Futures ETF	88.54%
VXX	iPath Series B S&P 500 VIX Short Term Futures ETN	87.89%
VIIX	VelocityShares Daily Long VIX Short-Term ETN	87.77%



<http://www.outspokenmarket.com>

QUAIS SÃO OS SITES MAIS LEGAIS PARA SABER MAIS?

<https://seekingalpha.com/etfs-and-funds/etf-analysis>



[Premium](#)
[My Portfolio](#)
[Authors](#)
[Screeners](#)
[Latest News](#)
[Markets](#)
[Stock Ideas](#)
[Dividends](#)
[ETFs](#)
[Investing Strategy](#)
[Podcasts](#)





"Accurate, valuable and enjoyable reading."


Jason Watson, San Francisco

[Start Free Trial](#)


ETF Analysis




FXE: Euro Rally Might Be In Danger
FXE • Today, 9:04 AM • Richard Cox




Fed Drives Transports Off Edge Of Cliff
IYT • Today, 8:38 AM • Holden Brooks Weaver • 1 Comment




XOUT: Eliminating Losers Is More Important Than Picking Winners (Podcast Transcript)
HIPS, XOUT • Today, 7:00 AM • Let's Talk ETFs




EWU: I Was Much Too Optimistic, Uncertainty To Remain A Headwind
EWU • Yesterday, 9:54 PM • Dividend Seeker • 9 Comments



Avoiding China During Virus Crisis Hurts EMXC
EEM, EMXC • Yesterday, 9:30 PM • Retired Investor



KBWD: Steepening Yield Curve Is Positive, But Dividend Does Not Adequately Compensate For Risk
KBWD • Yesterday, 7:26 PM • Harrison Schwartz • 1 Comment



Coronavirus Lessons From 9/11: Airlines
JETS • Yesterday, 2:13 PM • Alon Zieve • 32 Comments

QUAIS SÃO OS SITES MAIS LEGAIS PARA SABER MAIS?



Let's Talk ETFs

Follow

Let's Talk ETFs is Seeking Alpha's podcast dedicated to the exchange traded fund space. Hosted by Seeking Alpha's ETF expert, Jonathan Liss, the podcast features long-form conversations with industry insiders, ETF issuers, asset managers and investment advisers to explore the ways in which ETFs continue to evolve, helping investors to reach their financial goals.

Contributor since: 2019

Find us on Apple podcasts

RSS Feed

51
Articles

17
Comments

57
Likes

1,943
Followers

3
Following

All (51)
Authors' Picks (5)

Filter By Ticker

AAPL (1) ACB (1)
ACSI (1) AGG (1)
AIEQ (2) AIQ (2)
ANGL (2) ATVI (1)
BAR (2) BCNA (1)
BCX (1) BIL (3)
BLCN (1) BLOK (1)
BNPQF (1)
BNPQY (1)

Articles

XOUT: Eliminating Losers Is More Important Than Picking Winners (Podcast Transcript)

Today, 7:00 AM • HIPS, XOUT

XOUT: Eliminating Losers Is More Important Than Picking Winners (Podcast)

Wed, Mar. 4 • HIPS, XOUT, SPY • 7 Comments

A Revolution In Thematic Tech Indexing (Podcast Transcript)

Tue, Mar. 3 • DIET, FIVG, QTUM

A Revolution In Thematic Tech Indexing (Podcast)

Wed, Feb. 26 • DIET, FIVG, QTUM • 1 Comment

Building Your Own ETF Portfolio: A Case Study (Podcast Transcript)

Subscribe on:

iTunes / Apple Podcast
SoundCloud
Spotify
Stitcher



https://seekingalpha.com/author/let-s-talk-etfs#regular_articles

<http://www.outspokenmarket.com>

E QUAIS EU DEVO ESCOLHER?

Vanguard Global ex-U.S. Real Estate ETF (VNQI)

Invesco QQQ Trust Series I

iShares MSCI Emerging Markets ETF (EEM)

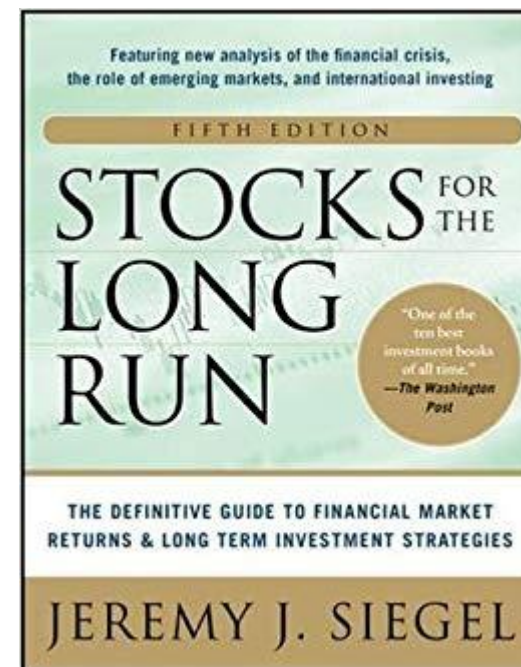
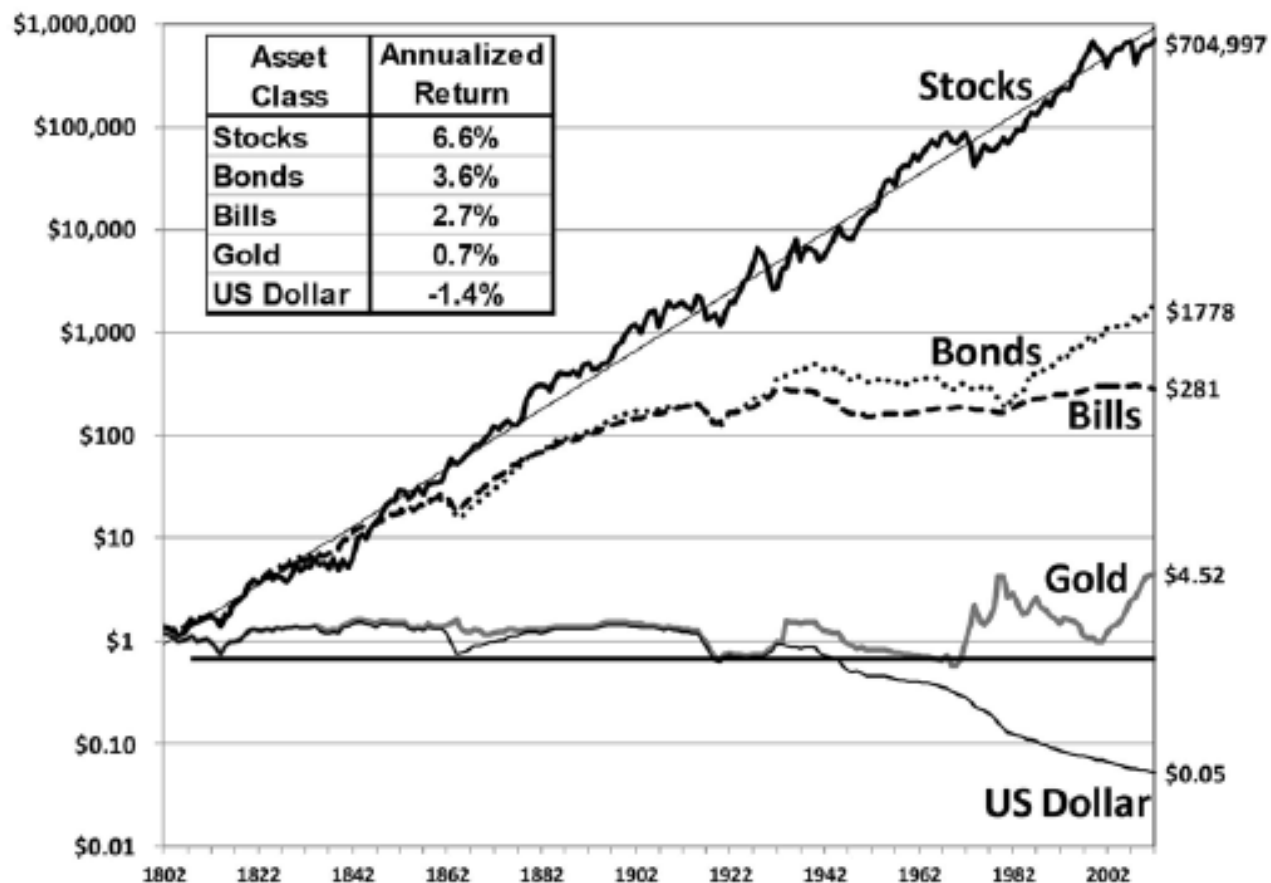
It Now Small Cap Fundo de Índice (SMAC11)

O S&P 500 Brazilian Real Index (IVVB11)

LONGO PRAZO E APORTES REGULARES

FIGURE 1-1

Total Real Returns on U.S. Stocks, Bonds, Bills, Gold, and the Dollar, 1802–2012



OBRIGADO E ATÉ A PRÓXIMA!

LEANDRO GUERRA - OUTSPOKEN MARKET